

Fix iPhone 6 Landscape Keyboard Issue

07.24.2015

| iPhone 6, iOS 8 |

Overview

There are problems with iPhone 6 users that are getting stuck in landscape mode. Apple is alleviating these issues with updates but if you find this problem try this fix.

Solution 1 - Restart your iPhone

Switch off your iPhone by pressing the 'Sleep/Wake' button and the 'Home' button at once. Restart it in the same way after a while.



Image courtesy of: [jignesh](#)

Solution 2 - Turn Off Raise to Listen

Go to Settings > Messages > Turn Off Raise to Listen.

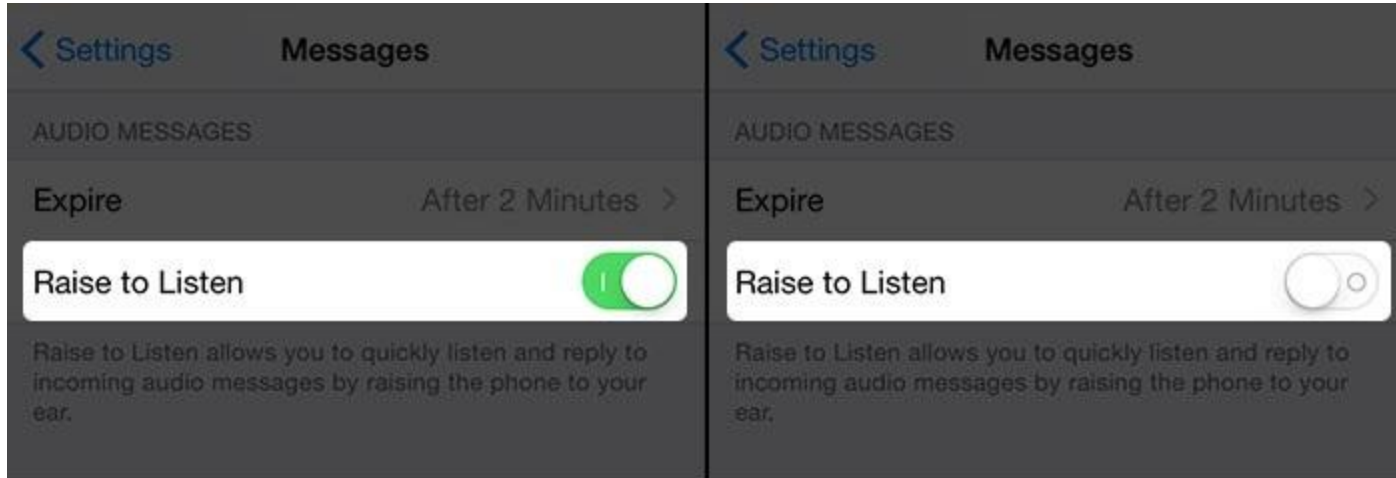


Image courtesy of: [jignesh](#)

Solution 3 - Turn On Button Shapes

Go to Settings > General > Accessibility > Toggle on Button Shapes.

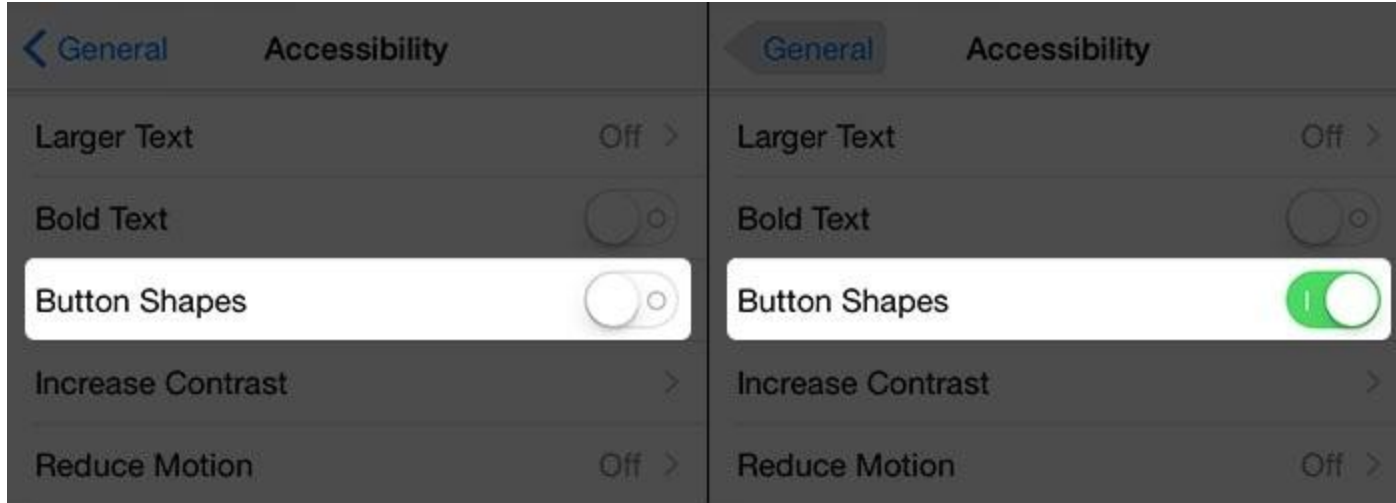


Image courtesy of: [jignesh](#)

Solution 4 - Turn On Zoom

Go to Settings > General > Accessibility > Toggle on Zoom.

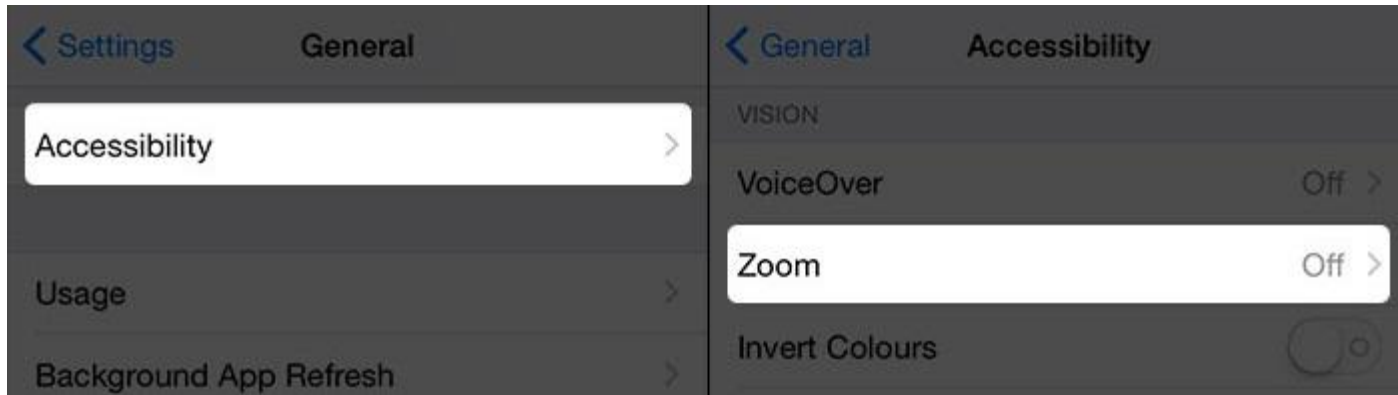


Image courtesy of: [jignesh](#)

Solution 5 - Reset your phone

This should be your last option. Backup all of your Data.

Go to Settings > General > Reset > Tap on Reset All Settings and then Confirm.

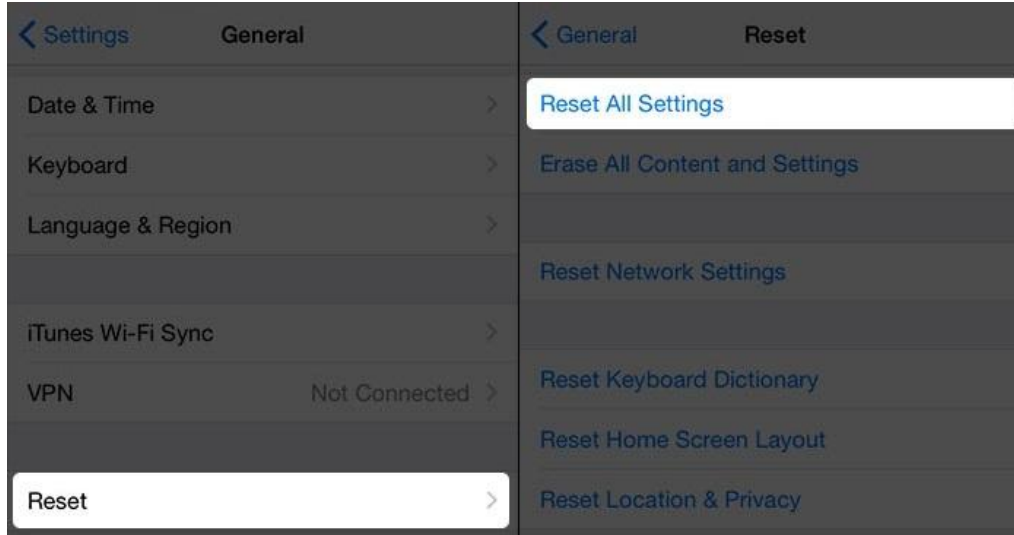


Image courtesy of: [jignesh](#)

Additional Resources

- [Landscape Glitch on iPhone 6](#)
- [How to fix iOS 8 keyboard](#)
- [VIDEO: iOS 8 - Landscape Settings](#)

References

- [Reference 1](#)
- [Reference 2](#)
- [Reference 3](#)

Get social with us!



[/iphonestoreww](https://www.facebook.com/iphonestoreww)



[@iphonestoreww](https://twitter.com/iphonestoreww)



[iphonestore](https://www.reddit.com/iphonestore)

Click to Contact Us:

[iPhoneStore.com](https://www.iPhoneStore.com)

[Email us -
support@iphonestore.com](mailto:support@iphonestore.com)

© 2015 iPhoneStore.com All Rights Reserved