

# Turn Off Geotagging In Photos In iOS 8

07.02.2015

|iOS 8|

# Overview

[Geotagging is when geographical metadata is added to the photos you take with your iOS device. While this can be a useful feature, you might want to keep your location private. This tutorial shows you how to turn off geotagging. ]

## Step 1 - Tap Settings > Privacy

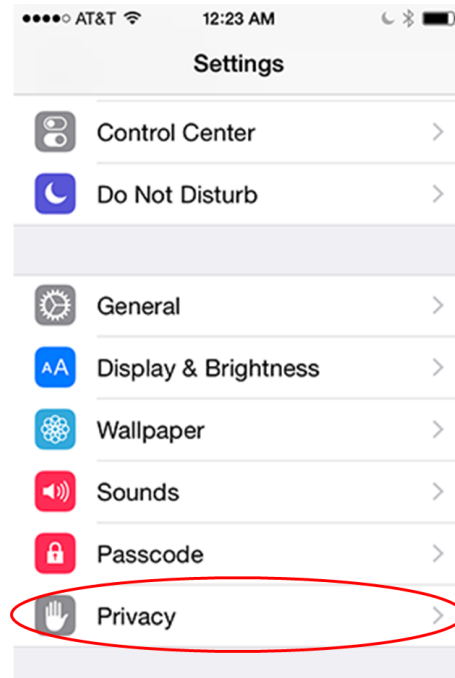


Image courtesy of: Mike Smith

## Step 2 - Tap Location Services

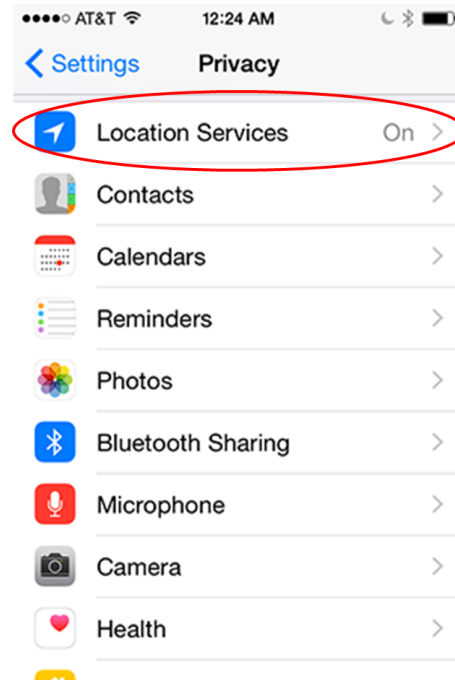


Image courtesy of: Mike Smith

## Step 3 - Tap Camera

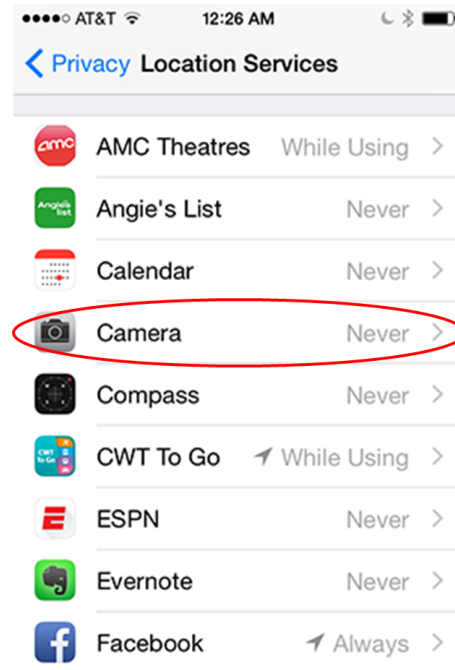


Image courtesy of: Mike Smith

## Step 4 - Tap Never

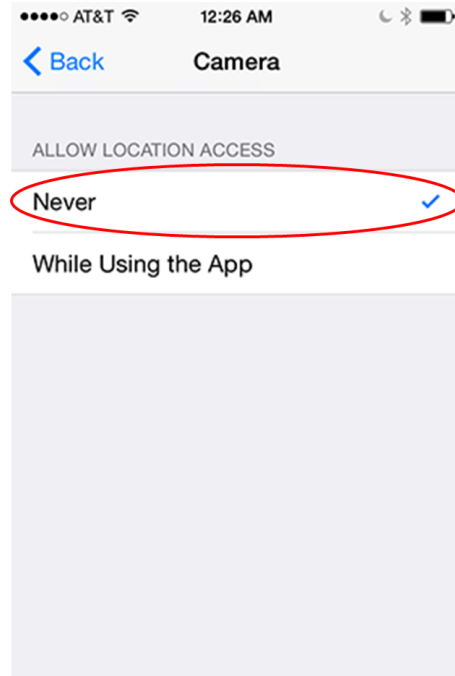


Image courtesy of: Mike Smith

# Additional Resources

- [Disable Geotagging On iPhone/iPad Photos](#)
- [VIDEO: How to Disable Geotagging on Your iPhone Photos](#)
- [Remove Location Data From Your Photos by Turning Geotagging Off](#)

# References

- [Reference 1](#)
- [Reference 2](#)
- [Reference 3](#)



# Get social with us!



[/iphonestoreww](#)



[@iphonestoreww](#)



[iphonestore](#)

## Click to Contact Us:

[iPhoneStore.com](#)

[Email us -](#)

[support@iphonestore.com](#)

© 2015 iPhoneStore.com All Rights Reserved