

# Add Music to iTunes from Saved Files or CD

07.07.2015

| iOS 4 - iOS 9 |

## Step 1 – Backup the Files – If you want to sync locally available files

Create a new backup for the files in your music library before making any changes, so that you will have an easier time in case anything goes wrong.

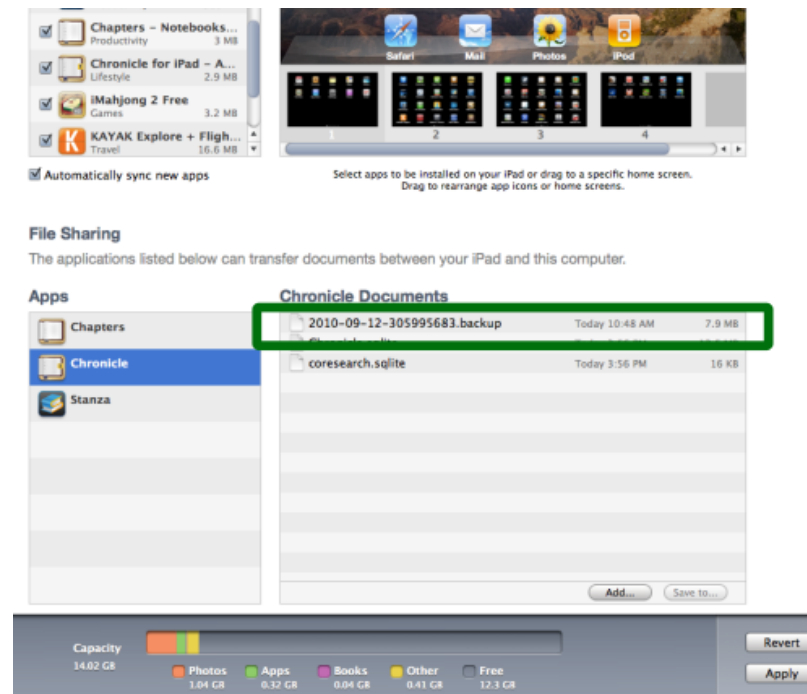


Image courtesy of: [\[slidetorock\]](#)

## Step 2 - Open iTunes and Insert the CD

Open iTunes and the storage device. iTunes will prompt you to import the music files. Select 'Yes'.

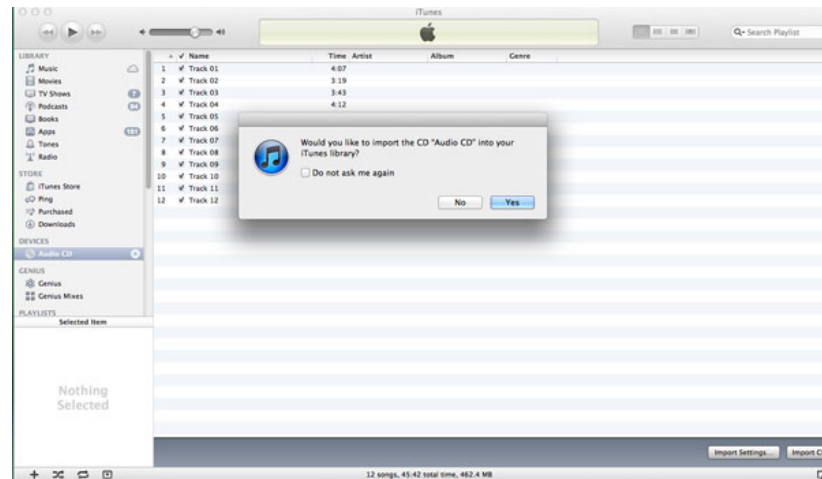


Image courtesy of: [everythingcafe](http://everythingcafe)

## Step 3 – Select the Current Storage Location of the Media

On the top-left side of the iTunes window, choose from the storage locations available. For instance, if you are uploading from a CD, choose ‘Audio CD’

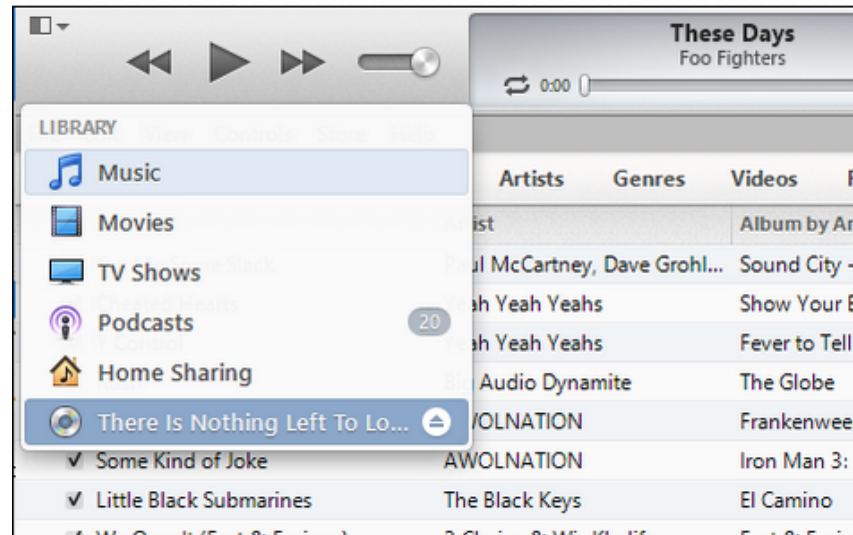


Image courtesy of: [\[technipages\]](http://technipages.com)

## Step 4 – Choose What to Upload

Check all the boxes of the items that you wish to upload. When done, click on the part written ‘Import CD’.

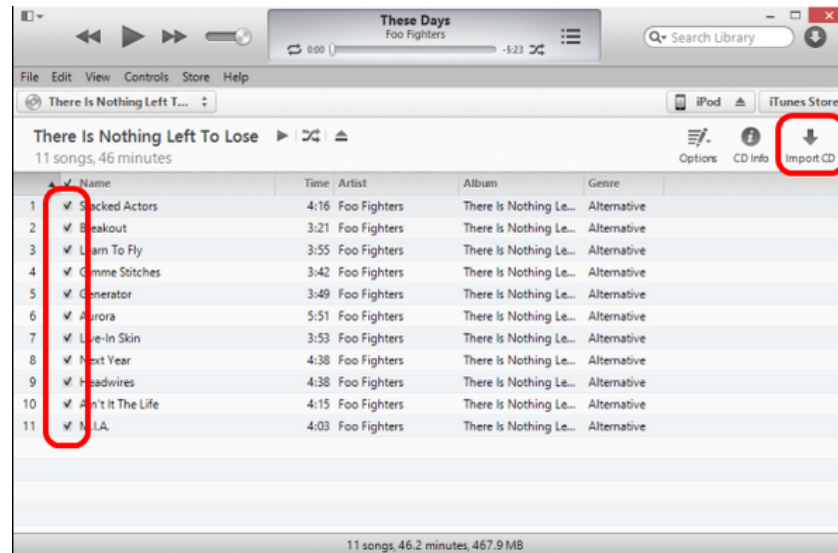


Image courtesy of: [technipages](http://technipages.com)

## Step 5 – Choose the Preferred Encoding for Your Music

Choose the suitable option for importing the music - from either the AAC encoder or the MP3 option. Select 'OK' when done.

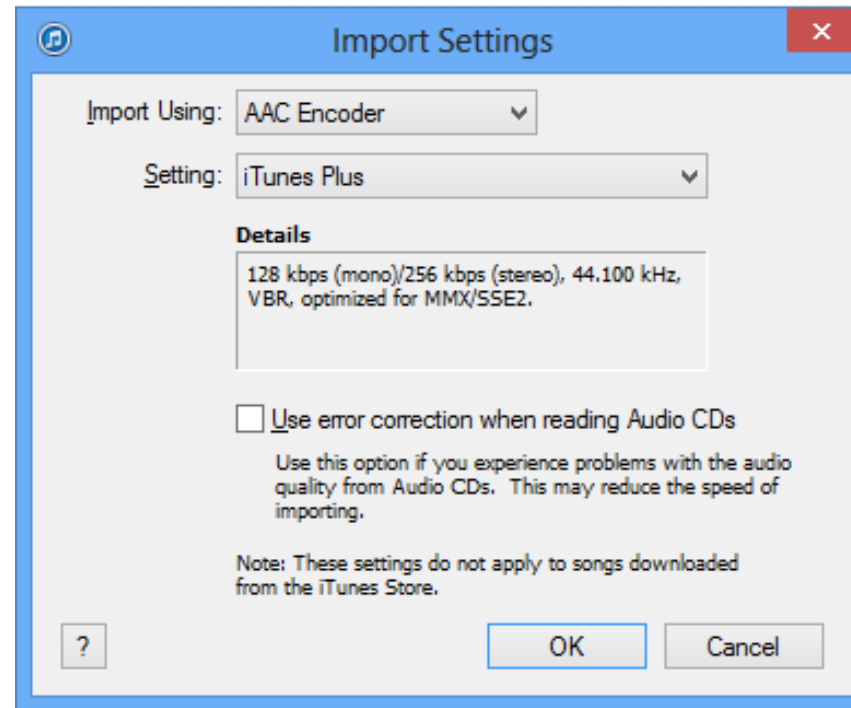


Image courtesy of: [\[technipages\]](#)

## Step 6 – Overwrite or Rename

If you have identical files in both storage locations, you will get a prompt asking you whether to replace or not. Choose the better option for you.



Image courtesy of: [\[technipages\]](#)

## Step 7 – Completing the Upload

You may have to wait for some time as the music is transferred to iTunes. On completion, you can get the album on all your other iOS by dragging it from iTunes Library and dropping on the desired selection, as shown.

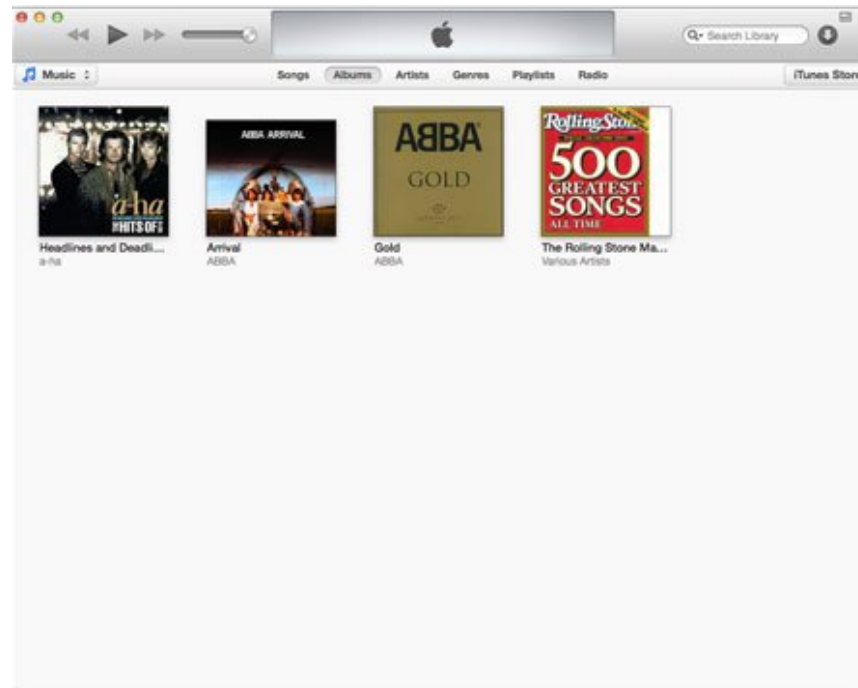


Image courtesy of: [[macworld](#)]



# Additional Resources

- [Synch to iTunes](#)
- [Transferring Music from iPod to iTunes](#)
- [Importing files from CD to iTunes](#)
- [VIDEO: How to rip music form CD into iTunes](#)

# References

- [How to Rip Music from CD to Music Library](#)
- [How to import files from a CD to iTunes](#)
- [File Sharing Using iTunes](#)
- [How to Transfer Music From a CD to an iPod](#)
- [Apple Support: Syncing With iTunes](#)

# Get social with us!



[/iphonestoreww](#)



[@iphonestoreww](#)



[iphonestore](#)

## Click to Contact Us:

[iPhoneStore.com](#)

[Email us -](#)

[support@iphonestore.com](mailto:support@iphonestore.com)

© 2015 iPhoneStore.com All Rights Reserved