

# How to Connect Your Device to a Bluetooth Speaker

06.24.2015

[iOS 7]

# Step 1 - Toggle Bluetooth On

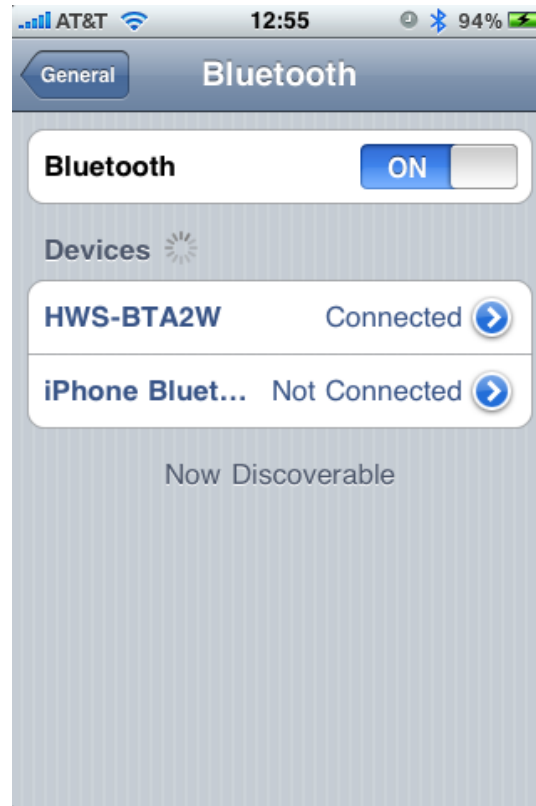


Image courtesy of: [[indexcom.com](http://indexcom.com)]

## Step 2 - Choose The Speaker Name that Belongs to You



Image courtesy of: [[fugoo.com](http://fugoo.com)]

## Step 3 -Make a Connection to Your Speaker




Image courtesy of: [[yting.com](http://yting.com)]

## Step 4 -

**Replace with your image by right clicking  
And choosing Replace Image.**

Image courtesy of: [Insert author name as  
hyperlink here]

## Step 5 -

**Replace with your image by right clicking  
And choosing Replace Image.**

Image courtesy of: [Insert author name as  
hyperlink here]

# Additional Resources

- [Connect Your iPhone to Bluetooth Speaker](#)
- [How to Connect your iPhone to Bluetooth Speaker](#)
- [VIDEO: Connect Your iPhone to a Bluetooth Speaker](#)

# References


- [Pairing with a Bluetooth device](#)
- [Pair Bluetooth speaker - iPhone](#)



# Get social with us!



[/iphonestoreww](#)



[@iphonestoreww](#)



[iphonestore](#)

## Click to Contact Us:

[iPhoneStore.com](#)

[Email us -](#)

[support@iphonestore.com](#)

© 2015 iPhoneStore.com All Rights Reserved