

How to set up My Photo Stream in iCloud on your iPhone and Mac

[06.05.2015]

[iOS7 / iOS8]

How to set up My Photo Stream in iCloud on your iPhone and Mac

In the following steps, we will show you how to set up My Photo Stream in iCloud on your iPhone and Mac devices. My Photo Stream automatically uploads your photos so you can view them all on every iOS device you are logged on to.

Step 1 -

On your iPhone, open the Settings app.



Image courtesy of: [Max Parker](#)

Step 2 -

Next, open the iCloud app by tapping on it.



Image courtesy of: [Sarah Guarino](#)

Step 3 -

Tap on Photos.



Image courtesy of; [Juli Clover](#)

Step 4 -

Under Photos, check if My Photo Stream is turned on and, if it isn't, turn it on by tapping on it.



Image courtesy of: [Justin Meyers](#)

Step 5 -

On your Mac, open the iPhoto application.



Image courtesy of: [dAchadea](#)

Step 6 -

Look in the top menu, click in iPhoto and then click on Preferences to open up the options tab.



Image courtesy of: [Oh Wow Studios](#)

Step 7 -

Once in Preferences, click on the iCloud tab.

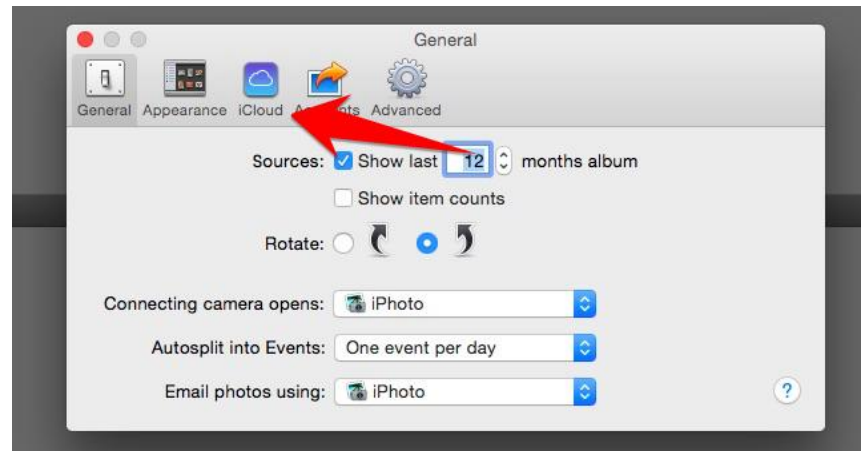


Image courtesy of: [Lowell Heddings](#)

Step 8 -

Within the iCloud tab, make sure that My Photo Stream option is checked.

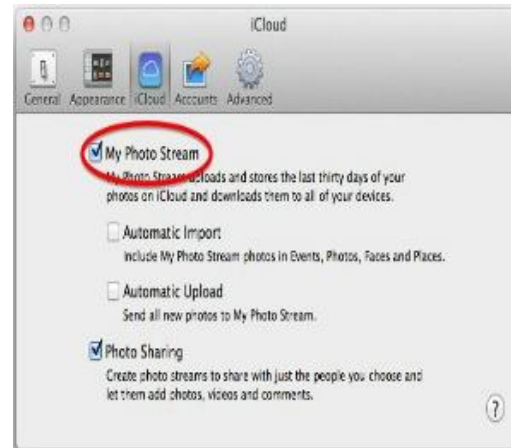


Image courtesy of: [Kelly Gulmont](#)

Step 9 -

If you wish to enable Photo Sharing on your Mac or iPhone, you can do so by checking the Photo Sharing option within the settings



Image courtesy of: [Kelly Gulmont](#)

Step 10 -

By using the My Photo Stream, your photos are automatically uploaded to your secure iCloud account and are ready to be viewed on any iOS device you are signed on to.

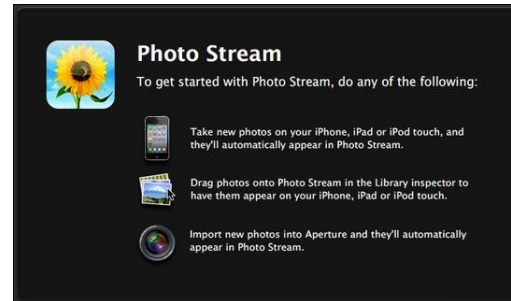


Image courtesy of: [Dave Taylor](#)

Additional Resources

- [Set Photo Stream up on your Apple devices](#)
- [How to Setup iCloud Photo Stream On Your Mac/Windows](#)
- [How to setup iCloud Photo Sharing on iPhone and iPad](#)
- [How to Set Up PhotoStream on Your Mac](#)
- [Up and running with Photo Stream](#)

References

- <http://www.macobserver.com/tmo/article/how-to-manage-apples-photo-stream-on-mac-os-or-windows>
- <http://www.howtogeek.com/207091/how-to-stop-iphoto-from-starting-when-you-plug-in-an-iphone-ipad-or-memory-card/>
- <http://technologyfueled.com/ipad-tricks/2013/4/19/setup-photostream-on-your-ipad>
- <http://dachadea.deviantart.com/art/Mac-Desktop-II-135343972>
- <http://ios.wonderhowto.com/how-to/ultimate-guide-freeing-up-space-your-iphone-ios-7-0154466/>
- <http://www.macrumors.com/2014/07/07/ios-8-beta-3-tidbits/>
- <http://9to5mac.com/2014/09/17/getting-ready-for-ios-8-how-to-backup-your-device-and-set-up-the-new-iphone-ipad-os/>
- http://www.trustedreviews.com/best-iphone-6-apps_round-up
- <http://www.ohwowstudios.com/owsblog/2010/05/hosting-iphoto/>
- https://support.apple.com/kb/PH13693?locale=en_US
- http://www.askdaveytaylor.com/enable_icloud_photo_stream_service_on_my_mac/

Get social with us!



[/iphonestoreww](#)



[@iphonestoreww](#)



[iphonestore](#)

Click to Contact Us:

[iPhoneStore.com](#)

[Email us -](#)

support@iphonestore.com

© 2015 iPhoneStore.com All Rights Reserved